


# Mark Morris High School



## Pathway to Tomorrow Senior Book 2009-2010

# Table of Contents

Contact Information.....	1
Pathway to Tomorrow Senior Advisory Schedule.....	2
Student Pathway Check-Off Sheet.....	3
Citizenship Reflection and Scoring Guide.....	4
Student Work Reflection and Scoring Guide.....	5
Required Dress and Exit Outcomes.....	6
Celebration Presentation Scoring Guide.....	7 & 8
Common Questions about your Celebration Presentation.....	9 & 10
Celebration Presentation Basics.....	11 & 12
Bill Gates' 15 Rules for the Real World.....	13
Advisory Dates.....	14

**Pathway to Tomorrow**  
**2009-2010 Senior Advisory Schedule**

October 7 <sup>th</sup> 1, <u>A</u> , 3	Senior Book and Website SAT Information/Missing Pathway Work
November 4 <sup>th</sup> 4, <u>A</u> , 5	Introduction to Presentation
December 2 <sup>nd</sup> 1, <u>A</u> , 2	Workshop
January 6 <sup>th</sup> 5, <u>A</u> , 6	College Essay and Scholarship Presentation/Cafeteria
February 3 <sup>rd</sup> 4, <u>A</u> , 6	13 <sup>th</sup> Year Plan II/Formalize Pathway missing assignments
March 3 <sup>rd</sup> 4, <u>A</u> , 5	Prepare Practice Presentations Sign up for Practice during March (16, 17, 18) and April (13 & 15)
March 16 <sup>th</sup> , 17 <sup>th</sup> and 18 <sup>th</sup> Celebration Rehearsal with Advisor	8-15 minute practice presentation with advisor <b>“Other” Seniors come in that do not have their Pathways work completed.</b>
March 16 <sup>th</sup>	<b><u>Senior Essays Due</u> (5 points added if not completed on time)</b>
April 12 <sup>th</sup>	<b><u>All Work Due</u> (10 points added if not completed on time)</b>
April 13 <sup>th</sup> & 15 <sup>th</sup> Celebration Rehearsal with Advisor	<b>Finish all 8-15 minute Practice Presentations with your Advisor.</b>
May 5 <sup>th</sup> 1, <u>A</u> , 3	<b><u>Celebration Presentations</u> <u>8am - 11am</u></b>
June 2 <sup>nd</sup>	Senior Meeting in the Blue Chairs

# Pathway Check-off Sheet

## Student Work Portfolio

Pathway Quality Work needs to come from two different departments.

Department		Example
Your Choice	<b>1</b>	
Your Choice	<b>1</b>	
Your Choice	<b>1</b>	
Your Choice	<b>1</b>	

Pathway Best Work must be in the following three areas.

Department		Example
Social Studies/English	<b>1</b>	
World Language/CTE/Science Math/Fine Arts and PE	<b><u>2</u></b>	1. 2.
Your Choice	<b>1</b>	

### Citizenship Portfolio

- I have \_\_\_\_\_ hours of community service and have completed the paperwork. I need \_\_\_\_\_ more.
- Citizenship work reflection essay. (See page 4)

### Career Portfolio

- Freshman/Sophomore/Junior year activities.
- 13<sup>th</sup>-year plan part II.
- Workshop card (December) or make up activity card.
- Student work reflection essay. (See page 5)
- Transfer students have a specific plan—some items waived.

### Academic Portfolio

The following items are available in the Guidance Office upon request:

- Final transcript (fines must be paid)
- WASL, SAT, ACT test scores.

# Citizenship Portfolio

## Community Service Reflection (Senior Essay)

Students need to respond with a two paged, 12 font typed essay to the prompt below. Please include your name, title of the paper, and the date.

**General Prompt:** Provide a description of your community service experience(s). In your essay, you will want to include at least the following three things.

1. Discuss what you did to fulfill your community service requirement. How many hours did you complete?
2. Explain what community(ies) you served, and in what ways both you and the members of the community benefited.
3. Discuss what being a “responsible citizen” means to you and how your Mark Morris community service has affected you.

## Scoring Guide

### Community Service Reflection Paper

- I. Does the writer adequately address the three main parts of the prompt?
- |   |     |    |
|---|-----|----|
| 1. <i>Discuss what you did to fulfill your community service requirement.</i> .....   | Yes | No |
| 2. <i>Explain what community(ies) you served, and in what ways both you and the members of the community benefited.</i> ..... | Yes | No |
| 3. <i>Discuss what being a “responsible citizen” means to you.</i> .....  | Yes | No |
- II. Is the paper presented in a clear, organized way? ..... Yes No
- III. Are paragraphs used? ..... Yes No
- IV. In overall fluency, does the paper generally read smoothly ..... Yes No  
without significant interruptions?
- V. Are conventions used correctly? (“Used correctly” can ..... Yes No  
mean that errors, which do exist, are neither too  
significant nor too frequent as to interrupt reading.)
- VI. Two-page minimum, double-spaced ..... Yes No

# Student Work Portfolio

## Reflection (Senior Essay)

Students need to respond in a two paged, 12 font typed essay to the prompt below. Please include your name, title of the paper and the date.

Discuss the growth you have seen in yourself as a student during your four years at Mark Morris. In your essay, you will include the following three things:


1. Tell us how you have grown personally as a student in **at least three different subject areas**.
2. Choose at least three examples of either Quality or Best Work from your portfolio. Explain why you selected these to be in your portfolio.
3. What are you going to do after high school?? Include how striving for quality in your academic and personal life can help you be successful after graduation.

## Scoring Guide

### Student Work Reflection Paper

- I. Does the writer adequately address the three main parts of the prompt?
- |   |     |    |
|---|-----|----|
| 1. <i>Cite examples of work that would help to show your progress ..... in at least three different subject areas.</i>                      | Yes | No |
| 2. <i>Choose at least two of the works included in your portfolio, explaining why each is an example of either Quality or Best work.</i>    | Yes | No |
| 3. <i>Discuss in what ways the material you have included in your portfolio can be used to help you achieve success beyond high school.</i> | Yes | No |
- II. Is the paper presented in a clear, organized way? ..... Yes No
- III. Are paragraphs used? ..... Yes No
- IV. In overall fluency, does the paper generally read smoothly ..... Yes No without significant interruptions?
- V. Are conventions used correctly? (“Used correctly” can ..... Yes No mean that errors, which do exist, are neither too significant nor too frequent as to interrupt reading.)
- VI. Two-page minimum, double-spaced ..... Yes No

# Celebration Presentation



## Required Dress

**Boys:** Suit or Tie, Shirt, Slacks, Nice Shoes

**Girls:** Suit, Dress Skirt, Dress Slacks, Nice Sweater, Nice Shoes

## Longview School District Exit Outcomes

The following six items must be discussed during your final celebration presentation.

You can weave them in during your presentation or state how you satisfied these requirements at the end.

### **Longview School District graduates are:**

- Responsible citizens who contribute to the well being of self and others
- Quality producers who individually and collaboratively perform to a prescribed set of standards to achieve goals.
- Resourceful thinkers who employ a variety of strategies for a specific purpose.
- Effective communicators who convey and receive messages with understanding.
- Self-directed learners who provide for their personal and intellectual growth.
- Knowledgeable students who demonstrate a mastery of fundamental skills and information.



## Mark Morris High School Celebration Presentation Scoring Guide

	Categories	Expectations	<b>Excellent</b> Highest caliber work, distinctive in nearly every respect	<b>Good</b> Quality work, but additional refinement needed	<b>Acceptable</b> Acceptable work, lacking in one or more essential qualities	<b>Poor</b> Somewhat flawed work, lacking in one or more essential qualities appears to lack adequate preparation	<b>Unacceptable</b> Consistently flawed work or requirement not fulfilled	
<b>Area I: Content</b>	Ideas	Addresses each of the following: <ul style="list-style-type: none"> <li>• Student as learner</li> <li>• Student as citizen</li> <li>• Future plans</li> <li>• Exit Outcomes</li> </ul>	1-4	5-9	10-14	15	50	
	Support	Ideas are supported with evidence based upon the student's portfolios and other related experiences.	1-4	5-9	10-14	15	50	
	Organization	Central ideas are clearly presented and are easy to follow. An effective introduction and conclusion are apparent.	1-3	4-7	8-9	10-12	50	
	Visual Aid Appearance and Application	Materials are well planned, attractive, and readable. Visual information enhances the presentation.	1-2	3-6	7-9	10	50	
	Use of Voice	Rate, volume, tone, pronunciation, and enunciation are appropriate.	1	2	3-5	6	50	
<b>Area II: Delivery</b>	Eye Contact	Eye contact is consistent; speaker maintains visual interaction without undue reliance on note cards or supplemental material.	1	2	3-5	6	50	
	Poise	Gestures, facial expressions, and body language are effective, appropriate, and confident.	1	2	3-5	6	50	
	Professional Appearance	Appearance is neat, clean, professional and appropriate for the situation.	Shirt, tie, jacket, sweater, slacks, skirt, dress, dress shoes			1	6	50
	Timing	Presentation time: Minimum 8 minutes, Maximum 15 minutes.	8-15 minutes			1	5	50
						7-8 min. 15-16 min.	Violates dress code, offensive, hats	50

**Students must score less than  
50 points to pass.**

**Total Points**

# Common Questions about the Celebration Presentation

## What will I talk about?

You will explain how you have met the **District's Exit Outcomes**. You will do this by focusing on your four portfolios:

- Academic Portfolio: How have I done in school?
- Citizenship Portfolio: Who am I as a citizen?
- Career Portfolio: What do I like?..How do I learn?
- Student Work Portfolio: Best and Quality Works

## How long will I speak?

8-15 minutes

## Where and when will I give my presentation?

In classrooms at Mark Morris during the Late Arrival Day on May 6<sup>th</sup> from 8-11 am.


## Will I need to use a visual aid during my presentation?

Yes, you are **required** to use visual aids. Most students use a tri-fold or a power point presentation. (Technology should be utilized appropriately for developing and presenting information).

## To whom will I speak?

- You are required to speak to a panel of at least three adults. These people are the *officials* at your presentation, and the Pathway Committee will select them. You will have at least one faculty member on each panel.
- In addition, you may invite your family to attend your presentation as members of the audience but not as a part of the panel.

This two-part set up allows you to present to the panel, while at the same time allowing your parents to be on hand for support.



# CELEBRATION PRESENTATION BASICS

When presenting your Celebration Presentation, remember that it should reflect you as a Learner (the best about you), your academic scores, you as a citizen (who you are and what you've learned by completing this requirement) and your future goals. **You also need talk about how you met our District's Exit Outcomes.**

## Preparation

- Know when and where you are to present.
- Let your advisor know if you need a computer and/or other equipment for your presentation
- **If you are using a Power Point Presentation, make sure it works on the computer in that room before you present!!!. Do this as soon as your room assignments are posted.**
- Organize your portfolio so you know where everything is located.
- **Make sure you rehearse this Presentation many times before you practice in front of your advisor...Your Presentation needs to be between 8 and 15 minutes.**
- Have some note cards if needed to keep you organized and on track. **Do not read directly off of the cards. Most students will need reminders as they present.**

## Appearance

- Your personal appearance affects your credibility. Pay significant attention to personal grooming.
- To be considered properly dressed your options are:  
**Females:** Suit, Nice Blouse, Dress Skirt and Slacks, Nice Shoes and Groomed Appearance.  
**Males:** Suit or Tie/Shirt/Slacks and Nice Shoes and Groomed Appearance.

## ORAL PRESENTATION

### Introduction

- Introduce yourself to the panel as you enter, shake hands and have eye contact with each person.
- Smile, be enthusiastic and confident.
- The panel is there to listen to your growth over the past four years. Not to judge it.

### Poise

- Be well prepared. That means practice many times in front of other students or family members.
- Avoid distracting mannerisms (such as tugging on your hair)
- Stand straight and with confidence.
- Make eye contact throughout your presentation with every member on your panel.

### Communication Skills

- Speak clearly, don't mumble or speak too quickly or softly---remember that your audience should be able to hear and understand what you say.
- Use correct grammar (Professional Language)

# **Celebration Content**

**During your Celebration Presentation you expected and will be graded on the following areas. You can put them in any order but leave the future goal's section until the last.**

## **Student as a Learner**

- Go through your four years of high school adding in some personal struggles, favorite classes, teachers and projects. Use examples of your work to demonstrate how you fulfilled the Longview School District Goals. These can be on the table in front of you or on your Power Point Presentation.
- Use this section to display and explain your Best and Quality Works. Be prepared to explain why you chose these and how/why they apply to your life.
- Explain your WASL scores and any other tests you have taken in High School. (PSAT, SAT, ACT)
- Talk about any extra curricular activities (sports, clubs, student government, leadership classes) that you participated in.
- Weave in the District Exit Outcomes.

## **Student as a Citizen**

- You should explain what you did to earn your Community Service Hours and why you chose this/these events. Explain what benefits you got out of doing this and how it benefited our community.
- Weave in the District Exit Outcomes.

## **Future Plans**

- What are your interests?? What is your Career Path??
- Has your Career Path stayed the same over the years (since 8<sup>th</sup> or 9<sup>th</sup> grade) or has it changed?
- If it has changed, what influenced you to change it? (Teachers, Classes, Work)
- What is your plan for after high school?
- What investigation have you completed to get to your after high school goals?
- In this section you can share your resume, career research, college comparisons and your financial plan.
- District Exit Outcomes

## **Conclusion**

- Provide a short summary statement.
- Ask the panel if they have any questions.
- Take a moment to reflect the question before answering it.
- Be sure to thank them for their time.

# Presentation Scoring

**Required to pass:**

All students must:

- speak for 8-15 minutes
- be dressed appropriately
- use a visual aid
- use appropriate content
- Score under 50 pts.

**Presentation Results:**

Area I Score

Area II Score

\_\_\_\_\_  
Total Score

Pass \_\_\_\_\_

Fail \_\_\_\_\_

Comments: \_\_\_\_\_

\_\_\_\_\_  
\_\_\_\_\_  
\_\_\_\_\_  
\_\_\_\_\_  
\_\_\_\_\_  
\_\_\_\_\_  
\_\_\_\_\_

Panelist: \_\_\_\_\_

Print Name

\_\_\_\_\_

Signature

## Will I be “judged” on how well I present?

Yes.

- This is, however, a celebration, so the intent is not to put you through a “hoop” at the last minute before you graduate and grill you with tricky questions. This is really about who you have become during your K-12 educational experience, so you’ll want to present yourself as well as you can. In fact, you may want to consider how your presentation can be distinctly yours—how it can reflect who you are and where you are going after high school.
- The expectation is that your presentation meets quality standards for oral communication skills and that all aspects be appropriate, considering that your three community panel members are the primary audience. A rubric is provided to explain the basic requirements needed to receive a passing mark on your presentation.

# **Contact Information**

## **Scholarship Information**

Go to: [www.longview.k12.wa.us](http://www.longview.k12.wa.us)

- Click on: Schools, High School, Mark Morris
- Click on: Career Center, Scholarship information
- Click on: Latest Scholarships or Entire Scholarships

## **Career Center:**

Mr. Johnson and Mrs. Smith  
575-7679

**Your Advisor:** \_\_\_\_\_

**Your Counselor:** \_\_\_\_\_

Mrs. Chagnon  
Mr. Joy  
Mrs. Seaver  
575-7670

## **School Information:**

Principal: Rod McHattie

Mark Morris High School  
1602 Mark Morris Court  
Longview, WA. 98632  
Main Phone: 575-7770  
Fax: 575-7699

# Bill Gates' 15 Rules for the Real World

*The following is a speech by Bill Gates, chairman of Microsoft, delivered to Mt. Whitney High School in Visalia, California.*

- Rule 1:** Life is not fair---get used to it.
- Rule 2:** The world won't care about your self-esteem. The world will expect you to accomplish something BEFORE you feel good about yourself.
- Rule 3:** You will NOT make \$40,000 a year right out of high school. You won't be vice-president with a car phone until you earn both.
- Rule 4:** If you think your teacher is tough, wait 'till you get to be a boss.
- Rule 5:** Flipping burgers is not beneath your dignity. Your grandparents had a different word for burger flipping—they called it opportunity.
- Rule 6:** If you mess up, it's not your parents' fault, so don't whine about your mistakes, learn from them.
- Rule 7:** Before you were born, your parents weren't as boring as they are now. They got that way from paying your bills, cleaning your clothes and listening to you talk about how cool you are. So before you save the rain forest from the parasites of your parents' generation, try delousing the closet in your own room.
- Rule 8:** Your school may have done away with winners and losers, but life has not. In some schools, they have abolished failing grades, and they'll give you the test as many times as you want to get the right answer. This doesn't bear the slightest resemblance to ANYTHING in real life.
- Rule 9:** Life is not divided into semesters. You don't get summers off, and very few employers are interested in helping you find yourself. Do this on your own time.
- Rule 10:** Television is not real life. In real life people actually have to leave the coffee shop and go to jobs.
- Rule 11:** Be nice to nerds. Chances are you'll end up working for one!!
- Rule 12:** If we all threw our problems in a pile and saw everyone else's, we'd grab ours back.
- Rule 13:** Life isn't tied with a bow, but it is still the best gift you ever will receive. And you get two of them, one your given and one you make.
- Rule 14:** Many look for happiness in the distance, the wise grow it under their feet.
- Rule 15:** My personal favorite: If you trim yourself to suit everyone's needs, you will soon whittle yourself away. You were created to be an original, why stoop to be a copy?

# MMHS ADVISORY DATES 2009-10

October 7<sup>th</sup> 1, A, 3

November 4<sup>th</sup> 4, A, 6

December 2<sup>nd</sup> 1, A, 2

January 6<sup>th</sup> 5, A, 6

February 3<sup>rd</sup> 4, A, 6

March 3<sup>rd</sup> 4, A, 5

March Test Dates 16<sup>th</sup>, 17<sup>th</sup> & 18<sup>th</sup>

April Test Dates 13<sup>th</sup> & 15<sup>th</sup>

May 5<sup>th</sup>: 8-11am Senior Celebrations

May 5<sup>th</sup> 1, A, 3

June 2<sup>nd</sup> 2, A, 3